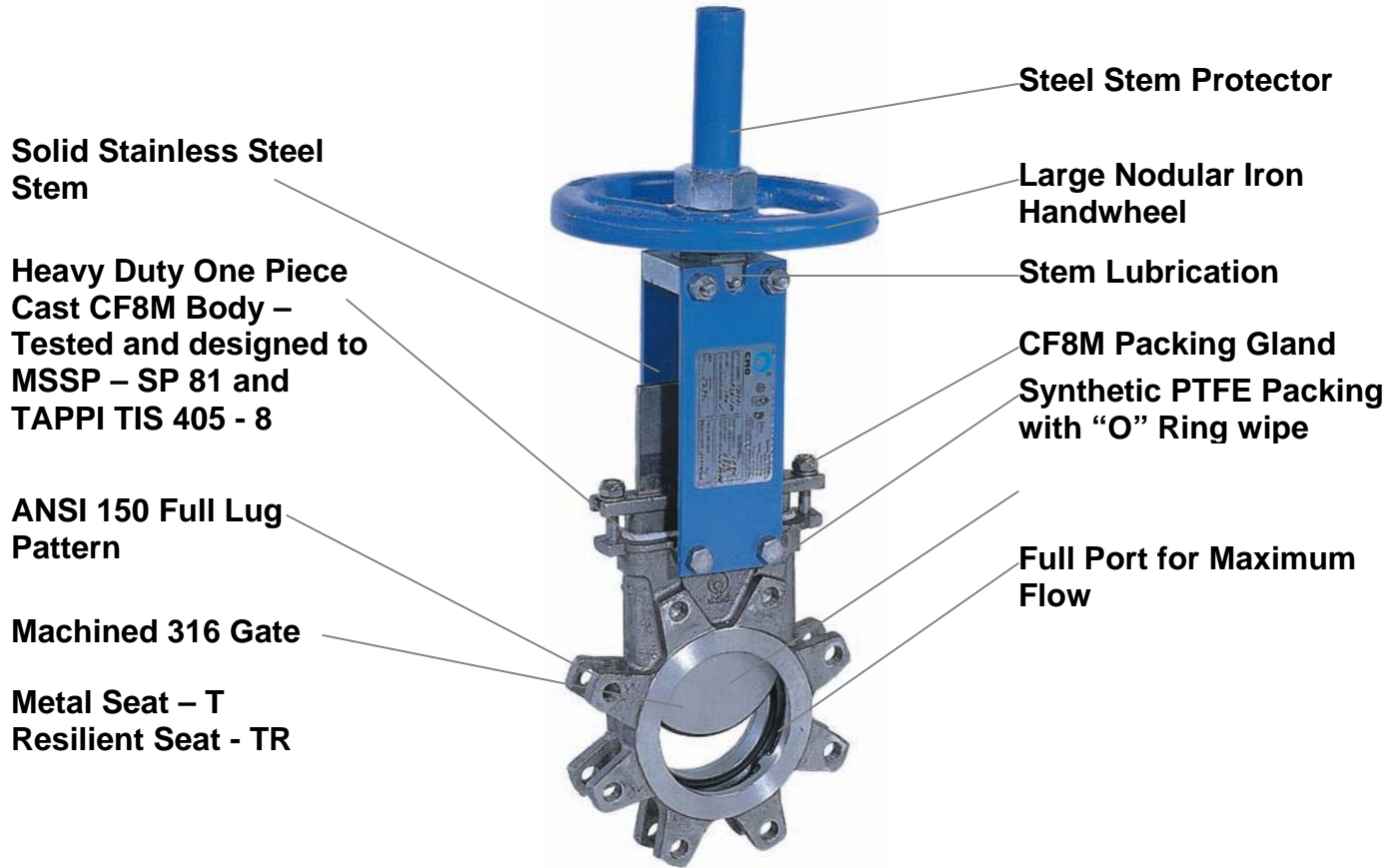




Tappi Knife Gate Valve

Series T / TR

Metal Seat / Resilient Seat
2" - 30"



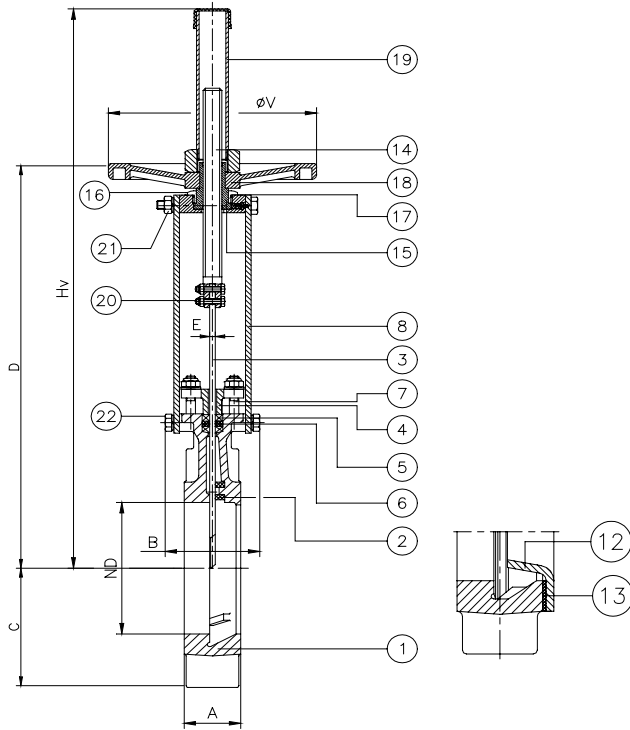
- Steel or Stainless Steel Yoke
- OPTIONS:**
- Safety Guard
 - Body Materials in 317SS, 254SMO, Titanium and Special Alloys
 - V-Port Design
 - Bolted Bonnet Design
 - Locking Device
 - Gear, Pneumatic, Electric and Hydraulic Actuators
 - Positioners, Solenoid Valves
 - Limit Switches
 - Through Conduit Model "L"



Tappi Knife Gate Valve

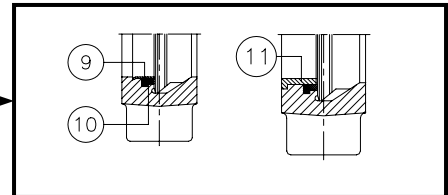
Series T / TR

Metal Seat / Resilient Seat
2" - 30"



POS	DESCRIPTION	MATERIAL
1	BODY	CF8M
2	GUIDE	RCH1000
3	GATE	316
4	PACKING GLAND	CF8M
5	PACKING	SYNTET. + PTFE
6	O-RING	EPDM
7	STUD	316
8	SUPPORT	STEEL
9	RETAINER RING	316
10	SEAT	EPDM
11	SEAT RING	CF8M
12	DEFLECTION CONE	CA15 / CF8M
13	SEAT	BELPA DW
14	SPINDLE	303
15	STEM NUT	BRONZE
16	NUT	ST 44.2 + ZINC
17	YOKE	STEEL
18	HANDWHEEL	NODULAR IRON
19	HOOD	STEEL
20	BOLTS/NUTS/WASHERS	316
21	BOLTS/NUTS/WASHERS	STEEL
22	BOLTS/WASHERS	316

**SERIES TR
RESILIENT SEATED**



**DESIGNED AND TESTED TO MSS-SP81
AND TAPPI T1S405-8 SPECIFICATIONS**

SIZE	in	2.00	2.50	3.00	4.00	5.00	6.00	8.00	10.00	12.00	14.00	16.00	18.00	20.00	24.00
	mm	50	65	80	100	125	150	200	250	300	350	400	450	500	600
A	in	1.88	2.00	2.00	2.00	2.25	2.25	2.75	2.75	3.00	3.00	3.50	3.50	4.50	4.50
	mm	47.8	50.8	50.8	50.8	57.2	57.2	69.8	69.8	76.2	76.2	88.9	88.9	114.3	114.3
B	in	3.62	3.62	3.62	3.62	4.02	4.02	4.69	4.69	4.69	11.42	11.42	11.42	11.42	11.42
	mm	92	92	92	92	102	102	119	119	119	290	290	290	290	290
C	in	2.48	2.76	3.62	4.13	4.72	5.12	6.30	7.80	9.21	10.08	11.50	12.13	13.39	15.75
	mm	63	70	92	105	120	130	160	198	234	256	292	308	340	400
D	in	11.38	12.44	13.46	15.04	16.34	18.03	22.64	26.61	30.55	35.67	39.84	43.23	47.64	55.75
	mm	289	316	342	382	415	458	575	676	776	906	1012	1098	1210	1416
E	in	0.31	0.31	0.31	0.31	0.31	0.31	0.39	0.47	0.59	0.59	0.79	0.79	0.98	0.98
	mm	8	8	8	8	8	8	10	12	15	15	20	20	25	25
Φ V	in	7.28	7.28	7.28	7.28	8.86	8.86	12.80	12.80	14.96	18.11	18.11	18.11	18.11	18.11
	mm	185	185	185	185	225	225	325	325	380	460	460	460	460	460
H v	in	16.10	17.17	18.19	19.76	23.03	25.08	32.09	40.00	43.94	52.60	56.77	64.09	68.50	80.55
	mm	409	436	462	502	585	637	815	1016	1116	1336	1442	1628	1740	2046

PMP Precision Valve Company Ltd. Is a progressive supplier of current products. The features, materials of construction and dimensional data as detailed in this bulletin are intended for your reference only, and should not be relied upon unless confirmed in writing by PMP Precision Valve Co. Ltd.. Certified dimensional drawings are available upon order receipt.