



# Clean Ball Valve

## 2013KC

200 **PSI CWP**

1/2" - 2"

**Cavity Filled RTFE Seats**


**Full bore**

**T" Clamp End Connections**

- Interior finish 20 Ra (180g)
- Live Loaded Stem Packing
- RTFE, PTFE Seats & PTFE Seals

**Options:**

- Locking device
- Internal Finish 360g
- Automation

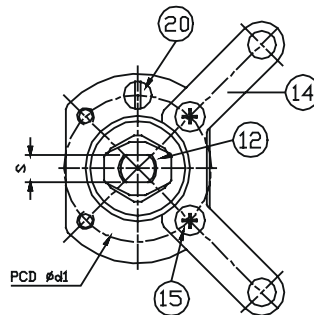
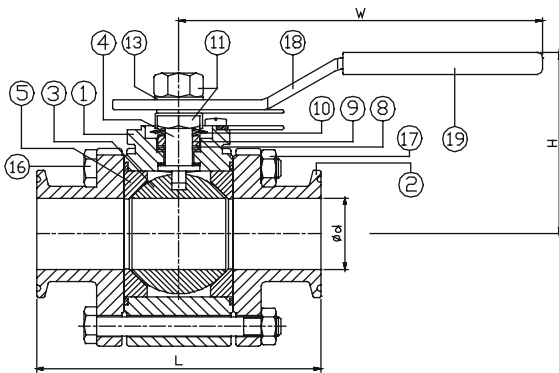


**Blow-out-proof stem**

**ISO 5211 mounting pad**

**Investment Cast CF8M Body**

**CF3M End Caps**



SIZE		1/2"	3/4"	1"	1-1/4"	1-1/2"	2"
L	in	3.05	4.00	4.50	4.50	5.50	6.25
	mm	77.5	101.6	114.3	114.3	139.7	158.8
d	in	0.37	0.62	0.87	1.12	1.37	1.87
	mm	9.4	15.8	22.1	28.5	34.8	47.5
H	in	1.76	1.87	2.40	2.70	3.16	3.35
	mm	44.7	47.5	61.0	68.6	80.3	85.1
W	in	5.53	4.50	5.75	5.75	7.00	7.00
	mm	140.5	114.3	146.1	146.1	177.8	177.8
d1	in	1.42	1.42	1.65	1.65	1.97	1.97
	mm	36.1	36.1	41.9	41.9	50.0	50.0
S	in	0.22	0.22	0.30	0.30	0.35	0.35
	mm	5.6	5.6	7.6	7.6	8.9	8.9

ITEM	PARTS	MATERIAL
1	BODY	CF8M
2	CAP	CF3M
3	BALL	CF8M
4	STEM	SS316
5	SEATS	RTFE
6	GASKET	PTFE
7	THRUST WASHER	PTFE
8	PACKING	PTFE
9	GLAND	SS304
10	DISC SPRING	50CrV4
11	STEM NUT	SS304
12	LOCK WASHER	SS304
13	WASHER	SS304
14	LOCK PAD	SS304
15	SCREW	SS304
16	BOLT	SS304

PMP Precision Valve Company Ltd. Is a progressive supplier of current products. The features, materials of construction and dimensional data as detailed in this bulletin are intended for your reference only, and should not be relied upon unless confirmed in writing by PMP Precision Valve Co. Ltd.. Certified dimensional drawings are available upon order receipt.